

STATEMENT OF APPROPRIATIONS, ALLOTMENTS, OBLIGATIONS, DISBURSEMENTS AND BALANCES

As at the Quarter Ending December 31, 2023

Department : Department of Science and Technology (DOST)
 Agency/Entity : Philippine Science High School
 Operating Unit : MIMAROPA Region Campus
 Organization Code (UACS) : 19 016 0900015
 Fund Cluster : 01 - Regular Agency Fund

	Current Year Appropriations
	Supplemental Appropriations
X	Continuing Appropriations

(e.g. UACS Fund Cluster: 01-Regular Agency Fund, 02-Foreign Assisted Projects Fund, 03-Special Account-Locally Funded/Domestic Grants Fund, and 04-Special Account-Foreign Assisted/Foreign Grants Fund)

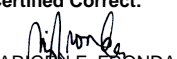
Particulars	UACS CODE	Appropriations			Allotments			Current Year Obligations					Current Year Disbursements					Balances						
		Authorized Appropriations	Adjustments (Transfer To/From, Modifications/ Augmentations)	Adjusted Appropriations	Allotments Received	Adjustments (Reductions, Modifications/ Augmentations)	Transfer To	Transfer From	Adjusted Allotments	1st Quarter Ending March 31	2nd Quarter Ending June 30	3rd Quarter Ending September 30	4th Quarter Ending December 31	Total	1st Quarter Ending March 31	2nd Quarter Ending June 30	3rd Quarter Ending September 30	4th Quarter Ending December 31	Total	Unreleased Appropriations	Unobligated Allotments	Unpaid Obligations (15-20)=(23+24)		
																						Due and Demandable	Not Yet Due and Demandable	
1	2	3	4	5=(3+4)	6	7	8	9	10=[(6+(-)7)-8+9]	11	12	13	14	15=(11+12+13+14)	16	17	18	19	20=(16+17+18+19)	21=(5-10)	22=(10-15)	23	24	
I. Agency Specific Budget		1,662,883.24	0.00	1,662,883.24	1,662,883.24	0.00	0.00	0.00	0.00	1,662,883.24	860,539.36	704,592.04	97,751.84	0.00	1,662,883.24	519,227.86	254,226.16	734,530.44	103,047.40	1,611,031.86	0.00	0.00	0.00	51,851.38
General Administration and Support	1000000000000000	7,152.00	0.00	7,152.00	7,152.00	0.00	0.00	0.00	0.00	7,152.00	0.00	7,152.00	0.00	0.00	7,152.00	0.00	7,152.00	0.00	0.00	7,152.00	0.00	0.00	0.00	0.00
General Management and Supervision	100000100001000	7,152.00	0.00	7,152.00	7,152.00	0.00	0.00	0.00	0.00	7,152.00	0.00	7,152.00	0.00	0.00	7,152.00	0.00	7,152.00	0.00	0.00	7,152.00	0.00	0.00	0.00	0.00
MOOE		7,152.00	0.00	7,152.00	7,152.00	0.00	0.00	0.00	0.00	7,152.00	0.00	7,152.00	0.00	0.00	7,152.00	0.00	7,152.00	0.00	0.00	7,152.00	0.00	0.00	0.00	0.00
Sub-Total, General Administration and Support		7,152.00	0.00	7,152.00	7,152.00	0.00	0.00	0.00	0.00	7,152.00	0.00	7,152.00	0.00	0.00	7,152.00	0.00	7,152.00	0.00	0.00	7,152.00	0.00	0.00	0.00	0.00
PS		0.00	0.00	0.00	0.00	0.00	0.00	0.00	0.00	0.00	0.00	0.00	0.00	0.00	0.00	0.00	0.00	0.00	0.00	0.00	0.00	0.00	0.00	0.00
MOOE		7,152.00	0.00	7,152.00	7,152.00	0.00	0.00	0.00	0.00	7,152.00	0.00	7,152.00	0.00	0.00	7,152.00	0.00	7,152.00	0.00	0.00	7,152.00	0.00	0.00	0.00	0.00
FinEx (if Applicable)		0.00	0.00	0.00	0.00	0.00	0.00	0.00	0.00	0.00	0.00	0.00	0.00	0.00	0.00	0.00	0.00	0.00	0.00	0.00	0.00	0.00	0.00	0.00
CO		0.00	0.00	0.00	0.00	0.00	0.00	0.00	0.00	0.00	0.00	0.00	0.00	0.00	0.00	0.00	0.00	0.00	0.00	0.00	0.00	0.00	0.00	0.00
Operations	3000000000000000	1,655,731.24	0.00	1,655,731.24	1,655,731.24	0.00	0.00	0.00	0.00	1,655,731.24	860,539.36	697,440.04	97,751.84	0.00	1,655,731.24	519,227.86	247,074.16	734,530.44	103,047.40	1,603,879.86	0.00	0.00	0.00	51,851.38
OO : Increased competitiveness of Filipinos in Science and Engineering		1,655,731.24	0.00	1,655,731.24	1,655,731.24	0.00	0.00	0.00	0.00	1,655,731.24	860,539.36	697,440.04	97,751.84	0.00	1,655,731.24	519,227.86	247,074.16	734,530.44	103,047.40	1,603,879.86	0.00	0.00	0.00	51,851.38
SCIENCE, TECHNOLOGY, ENGINEERING AND MATHEMATICS (STEM) SECONDARY EDUCATION ON SCHOLARSHIP BASIS PROGRAM		1,538,479.40	0.00	1,538,479.40	1,538,479.40	0.00	0.00	0.00	0.00	1,538,479.40	841,039.36	697,440.04	0.00	0.00	1,538,479.40	499,727.86	247,074.16	660,556.44	79,269.56	1,486,628.02	0.00	0.00	0.00	51,851.38
Operation of school campuses	310100100001000	1,019,965.62	0.00	1,019,965.62	1,019,965.62	0.00	0.00	0.00	0.00	1,019,965.62	841,039.36	178,926.26	0.00	0.00	1,019,965.62	499,727.86	247,074.16	142,042.66	131,120.94	1,019,965.62	0.00	0.00	0.00	0.00
MOOE		1,019,965.62	0.00	1,019,965.62	1,019,965.62	0.00	0.00	0.00	0.00	1,019,965.62	841,039.36	178,926.26	0.00	0.00	1,019,965.62	499,727.86	247,074.16	142,042.66	131,120.94	1,019,965.62	0.00	0.00	0.00	0.00
Locally-Funded Project(s)		518,513.78	0.00	518,513.78	518,513.78	0.00	0.00	0.00	0.00	518,513.78	0.00	518,513.78	0.00	0.00	518,513.78	0.00	0.00	518,513.78	(51,851.38)	466,662.40	0.00	0.00	0.00	51,851.38
Construction of Dormitory Building I	310100200044000	518,513.78	0.00	518,513.78	518,513.78	0.00	0.00	0.00	0.00	518,513.78	0.00	518,513.78	0.00	0.00	518,513.78	0.00	0.00	518,513.78	(51,851.38)	466,662.40	0.00	0.00	0.00	51,851.38
CO		518,513.78	0.00	518,513.78	518,513.78	0.00	0.00	0.00	0.00	518,513.78	0.00	518,513.78	0.00	0.00	518,513.78	0.00	0.00	518,513.78	(51,851.38)	466,662.40	0.00	0.00	0.00	51,851.38
SCIENCE, TECHNOLOGY, ENGINEERING AND MATHEMATICS (STEM) PROMOTION PROGRAM		117,251.84	0.00	117,251.84	117,251.84	0.00	0.00	0.00	0.00	117,251.84	19,500.00	0.00	97,751.84	0.00	117,251.84	19,500.00	0.00	73,974.00	23,777.84	117,251.84	0.00	0.00	0.00	0.00
National Competitive Examination (NCE)	310200100001000	117,251.84	0.00	117,251.84	117,251.84	0.00	0.00	0.00	0.00	117,251.84	19,500.00	0.00	97,751.84	0.00	117,251.84	19,500.00	0.00	73,974.00	23,777.84	117,251.84	0.00	0.00	0.00	0.00
MOOE		117,251.84	0.00	117,251.84	117,251.84	0.00	0.00	0.00	0.00	117,251.84	19,500.00	0.00	97,751.84	0.00	117,251.84	19,500.00	0.00	73,974.00	23,777.84	117,251.84	0.00	0.00	0.00	0.00
Sub-Total, Operations		1,655,731.24	0.00	1,655,731.24	1,655,731.24	0.00	0.00	0.00	0.00	1,655,731.24	860,539.36	697,440.04	97,751.84	0.00	1,655,731.24	519,227.86	247,074.16	734,530.44	103,047.40	1,603,879.86	0.00	0.00	0.00	51,851.38
PS		0.00	0.00	0.00	0.00	0.00	0.00	0.00	0.00	0.00	0.00	0.00	0.00	0.00	0.00	0.00	0.00	0.00	0.00	0.00	0.00	0.00	0.00	0.00
MOOE		1,137,217.46	0.00	1,137,217.46	1,137,217.46	0.00	0.00	0.00	0.00	1,137,217.46	860,539.36	178,926.26	97,751.84	0.00	1,137,217.46	519,227.86	247,074.16	216,016.66	154,898.78	1,137,217.46	0.00	0.00	0.00	0.00
FinEx (if Applicable)		0.00	0.00	0.00	0.00	0.00	0.00	0.00	0.00	0.00	0.00	0.00	0.00	0.00	0.00	0.00	0.00	0.00	0.00	0.00	0.00	0.00	0.00	0.00
CO		518,513.78	0.00	518,513.78	518,513.78	0.00	0.00	0.00	0.00	518,513.78	0.00	518,513.78	0.00	0.00	518,513.78	0.00	0.00	518,513.78	(51,851.38)	466,662.40	0.00	0.00	0.00	51,851.38


Department : Department of Science and Technology (DOST)
Agency/Entity : Philippine Science High School
Operating Unit : MIMAROPA Region Campus
Organization Code (UACS) : 19 016 0900015
Fund Cluster : 01 - Regular Agency Fund


	Current Year Appropriations
	Supplemental Appropriations
X	Continuing Appropriations


(e.g. UACS Fund Cluster: 01-Regular Agency Fund, 02-Foreign Assisted Projects Fund, 03-Special Account-Locally Funded/Domestic Grants Fund, and 04-Special Account-Foreign Assisted/Foreign Grants Fund)

Particulars	UACS CODE	Appropriations			Allotments			Current Year Obligations					Current Year Disbursements					Balances					
		Authorized Appropriations	Adjustments (Transfer To/From, Modifications/Augmentations)	Adjusted Appropriations	Allotments Received	Adjustments (Reductions, Modifications/Augmentations)	Transfer To	Transfer From	Adjusted Allotments	1st Quarter Ending March 31	2nd Quarter Ending June 30	3rd Quarter Ending September 30	4th Quarter Ending December 31	Total	1st Quarter Ending March 31	2nd Quarter Ending June 30	3rd Quarter Ending September 30	4th Quarter Ending December 31	Total	Unreleased Appropriations	Unobligated Allotments	Unpaid Obligations (15-20)=(23+24)	
																						Due and Demandable	Not Yet Due and Demandable
1	2	3	4	5=(3+4)	6	7	8	9	10=[(6+(-)7)-8+9]	11	12	13	14	15=(11+12+13+14)	16	17	18	19	20=(16+17+18+19)	21=(5-10)	22=(10-15)	23	24
Sub-Total, I. Agency Specific Budget		1,662,883.24	0.00	1,662,883.24	1,662,883.24	0.00	0.00	0.00	1,662,883.24	860,539.36	704,592.04	97,751.84	0.00	1,662,883.24	519,227.86	254,226.16	734,530.44	103,047.40	1,611,031.86	0.00	0.00	0.00	51,851.38
PS		0.00	0.00	0.00	0.00	0.00	0.00	0.00	0.00	0.00	0.00	0.00	0.00	0.00	0.00	0.00	0.00	0.00	0.00	0.00	0.00	0.00	0.00
MOOE		1,144,369.46	0.00	1,144,369.46	1,144,369.46	0.00	0.00	0.00	1,144,369.46	860,539.36	186,078.26	97,751.84	0.00	1,144,369.46	519,227.86	254,226.16	216,016.66	154,898.78	1,144,369.46	0.00	0.00	0.00	0.00
FinEx (if Applicable)		0.00	0.00	0.00	0.00	0.00	0.00	0.00	0.00	0.00	0.00	0.00	0.00	0.00	0.00	0.00	0.00	0.00	0.00	0.00	0.00	0.00	0.00
CO		518,513.78	0.00	518,513.78	518,513.78	0.00	0.00	0.00	518,513.78	0.00	518,513.78	0.00	0.00	518,513.78	0.00	0.00	518,513.78	(51,851.38)	466,662.40	0.00	0.00	0.00	51,851.38
GRAND TOTAL		1,662,883.24	0.00	1,662,883.24	1,662,883.24	0.00	0.00	0.00	1,662,883.24	860,539.36	704,592.04	97,751.84	0.00	1,662,883.24	519,227.86	254,226.16	734,530.44	103,047.40	1,611,031.86	0.00	0.00	0.00	51,851.38
PS		0.00	0.00	0.00	0.00	0.00	0.00	0.00	0.00	0.00	0.00	0.00	0.00	0.00	0.00	0.00	0.00	0.00	0.00	0.00	0.00	0.00	0.00
MOOE		1,144,369.46	0.00	1,144,369.46	1,144,369.46	0.00	0.00	0.00	1,144,369.46	860,539.36	186,078.26	97,751.84	0.00	1,144,369.46	519,227.86	254,226.16	216,016.66	154,898.78	1,144,369.46	0.00	0.00	0.00	0.00
FinEx (if Applicable)		0.00	0.00	0.00	0.00	0.00	0.00	0.00	0.00	0.00	0.00	0.00	0.00	0.00	0.00	0.00	0.00	0.00	0.00	0.00	0.00	0.00	0.00
CO		518,513.78	0.00	518,513.78	518,513.78	0.00	0.00	0.00	518,513.78	0.00	518,513.78	0.00	0.00	518,513.78	0.00	0.00	518,513.78	(51,851.38)	466,662.40	0.00	0.00	0.00	51,851.38
Recapitulation by OO:																							
I. Agency Specific Budget		1,655,731.24	0.00	1,655,731.24	1,655,731.24	0.00	0.00	0.00	1,655,731.24	860,539.36	697,440.04	97,751.84	0.00	1,655,731.24	519,227.86	247,074.16	734,530.44	103,047.40	1,603,879.86	0.00	0.00	0.00	51,851.38
SCIENCE, TECHNOLOGY, ENGINEERING AND MATHEMATICS (STEM) SECONDARY EDUCATION ON SCHOLARSHIP BASIS PROGRAM		1,538,479.40	0.00	1,538,479.40	1,538,479.40	0.00	0.00	0.00	1,538,479.40	841,039.36	697,440.04	0.00	0.00	1,538,479.40	499,727.86	247,074.16	660,556.44	79,269.56	1,486,628.02	0.00	0.00	0.00	51,851.38
SCIENCE, TECHNOLOGY, ENGINEERING AND MATHEMATICS (STEM) PROMOTION PROGRAM		117,251.84	0.00	117,251.84	117,251.84	0.00	0.00	0.00	117,251.84	19,500.00	0.00	97,751.84	0.00	117,251.84	19,500.00	0.00	73,974.00	23,777.84	117,251.84	0.00	0.00	0.00	0.00

Certified Correct:

 MARIBEL F. FRONZA
 Budget Officer
 Date: January 29, 2024 12:06 PM

Certified Correct:

 MELONIE M. FAJARILLO
 OIC - Accountant
 Date: January 29, 2024 12:06 PM

Recommending Approval By:

 IVY MAY F. FAJATIGA
 FAD Chief
 Date: January 29, 2024 12:08 PM

Approved By:

 ROMEO C. ONGPOY, JR.
 OIC - Campus Director
 Date: January 29, 2024 01:06 PM